

Please check the examination details below before entering your candidate information

Candidate surname

Other names

**Pearson Edexcel**  
**International**  
**Advanced Level**

Centre Number

--	--	--	--	--

Candidate Number

--	--	--	--	--

**Thursday 14 May 2020**

Afternoon (Time: 1 hour 30 minutes)

Paper Reference **WME01/01**

**Mathematics**

**International Advanced Subsidiary/Advanced Level**  
**Mechanics M1**

**You must have:**

Mathematical Formulae and Statistical Tables (Blue), calculator

Total Marks

--

**Candidates may use any calculator permitted by Pearson regulations. Calculators must not have the facility for symbolic algebra manipulation, differentiation and integration, or have retrievable mathematical formulae stored in them.**

### Instructions

- Use **black** ink or ball-point pen.
- If pencil is used for diagrams/sketches/graphs it must be dark (HB or B).
- **Fill in the boxes** at the top of this page with your name, centre number and candidate number.
- Answer **all** questions and ensure that your answers to parts of questions are clearly labelled.
- Answer the questions in the spaces provided  
– *there may be more space than you need.*
- You should show sufficient working to make your methods clear.  
Answers without working may not gain full credit.
- Whenever a numerical value of  $g$  is required, take  $g = 9.8 \text{ m s}^{-2}$ , and give your answer to either 2 significant figures or 3 significant figures.

### Information

- A booklet 'Mathematical Formulae and Statistical Tables' is provided.
- There are 8 questions in this question paper. The total mark for this paper is 75.
- The marks for each question are shown in brackets  
– *use this as a guide as to how much time to spend on each question.*

### Advice

- Read each question carefully before you start to answer it.
- Try to answer every question.
- Check your answers if you have time at the end.
- If you change your mind about an answer, cross it out and put your new answer and any working underneath.

Turn over ►

P65760A

©2020 Pearson Education Ltd.

1/1/1/



Pearson





2. A small ball is thrown vertically upwards with speed  $14.7 \text{ m s}^{-1}$  from a point that is  $19.6 \text{ m}$  above horizontal ground. The ball is modelled as a particle moving freely under gravity.

Find

- (a) the total time from when the ball is thrown to when it first hits the ground, (4)
  
- (b) the speed of the ball immediately before it first hits the ground, (3)
  
- (c) the total distance travelled by the ball from when it is thrown to when it first hits the ground. (4)
  
- (d) Sketch a velocity-time graph for the motion of the ball from when it is thrown to when it first hits the ground.

State the coordinates of the start point and the coordinates of the end point of your graph. (3)

---

---

---

---

---

---

---

---

---

---

---

---

---

---

---

---

---

---

---

---

---

---

---

---

---

---

DO NOT WRITE IN THIS AREA







Leave blank

Question 2 continued

DO NOT WRITE IN THIS AREA

DO NOT WRITE IN THIS AREA

DO NOT WRITE IN THIS AREA

DO NOT WRITE IN THIS AREA

(Total 14 marks)

Q2



3.

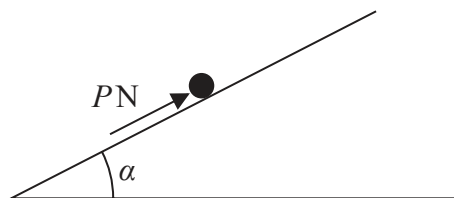


Figure 1

A particle of mass 10 kg is placed on a fixed rough inclined plane. The plane is inclined to the horizontal at an angle  $\alpha$ , where  $\tan \alpha = \frac{3}{4}$ . The particle is held in equilibrium by a force of magnitude  $P$  newtons, which acts up the plane, as shown in Figure 1. The line of action of the force lies in a vertical plane that contains a line of greatest slope of the plane. The coefficient of friction between the particle and the plane is  $\frac{1}{2}$ .

- (a) Find the normal reaction between the particle and the plane. (2)
- (b) Find the greatest possible value of  $P$ . (4)
- (c) Find the least possible value of  $P$ . (2)

---

---

---

---

---

---

---

---

---

---

---

---

---

---

---

---

---

---

---

---

---

---

---

---

DO NOT WRITE IN THIS AREA

DO NOT WRITE IN THIS AREA

DO NOT WRITE IN THIS AREA























**Question 5 continued**

DO NOT WRITE IN THIS AREA

DO NOT WRITE IN THIS AREA

DO NOT WRITE IN THIS AREA

Lined writing area with 25 horizontal lines.





**Question 5 continued**

Blank lined area for writing the answer to Question 5.

DO NOT WRITE IN THIS AREA

DO NOT WRITE IN THIS AREA

DO NOT WRITE IN THIS AREA

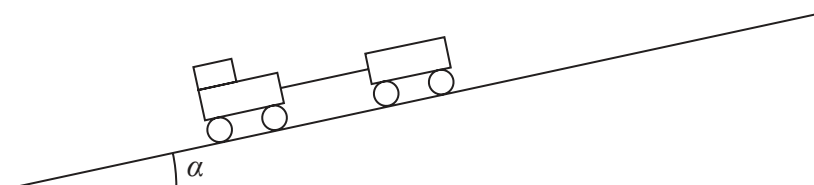
Q5

--	--

**(Total 13 marks)**



6.



**Figure 3**

A railway engine of mass 1500 kg is attached to a railway truck of mass 500 kg by a straight rigid coupling. The engine pushes the truck up a straight track, which is inclined to the horizontal at an angle  $\alpha$ , where  $\sin \alpha = \frac{7}{25}$ . The coupling is parallel to the track and parallel to the direction of motion, as shown in Figure 3.

The engine produces a constant driving force of magnitude  $D$  newtons. The engine and the truck experience constant resistances to motion, from non-gravitational forces, of magnitude 1200 N and 500 N respectively.

The thrust in the coupling is 2000 N.

The coupling is modelled as a light rod.

(a) Find the acceleration of the engine and the truck. (4)

(b) Find the value of  $D$ . (4)

---

---

---

---

---

---

---

---

---

---

---

---

---

---

---

---

---

---

---

---

---

---

---

---

DO NOT WRITE IN THIS AREA

DO NOT WRITE IN THIS AREA

DO NOT WRITE IN THIS AREA



**Question 6 continued**

Handwriting practice area consisting of 30 horizontal lines.

DO NOT WRITE IN THIS AREA

DO NOT WRITE IN THIS AREA

DO NOT WRITE IN THIS AREA





**Question 6 continued**

Lined area for writing the answer to Question 6.

DO NOT WRITE IN THIS AREA

DO NOT WRITE IN THIS AREA

DO NOT WRITE IN THIS AREA

Q6

**(Total 8 marks)**



7.

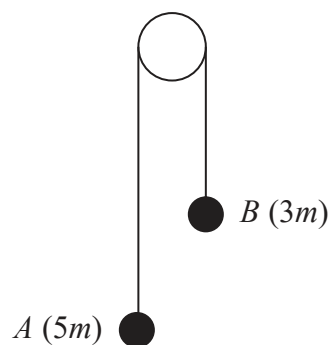


Figure 4

One end of a light inextensible string is attached to a particle  $A$  of mass  $5m$ . The other end of the string is attached to a particle  $B$  of mass  $3m$ . The string passes over a small, smooth, light fixed pulley. Particle  $A$  is held at rest with the string taut and the hanging parts of the string vertical, as shown in Figure 4.

Particle  $A$  is released.

- (a) Find, in terms of  $m$  and  $g$ , the magnitude of the force exerted on the pulley by the string while  $A$  is falling and before  $B$  hits the pulley. **(8)**
- (b) State how, in your solution to part (a), you have used the fact that the pulley is smooth. **(1)**

---

---

---

---

---

---

---

---

---

---

---

---

---

---

---

---

---

---

---

---

---

---

---

---

DO NOT WRITE IN THIS AREA

DO NOT WRITE IN THIS AREA

DO NOT WRITE IN THIS AREA











8.

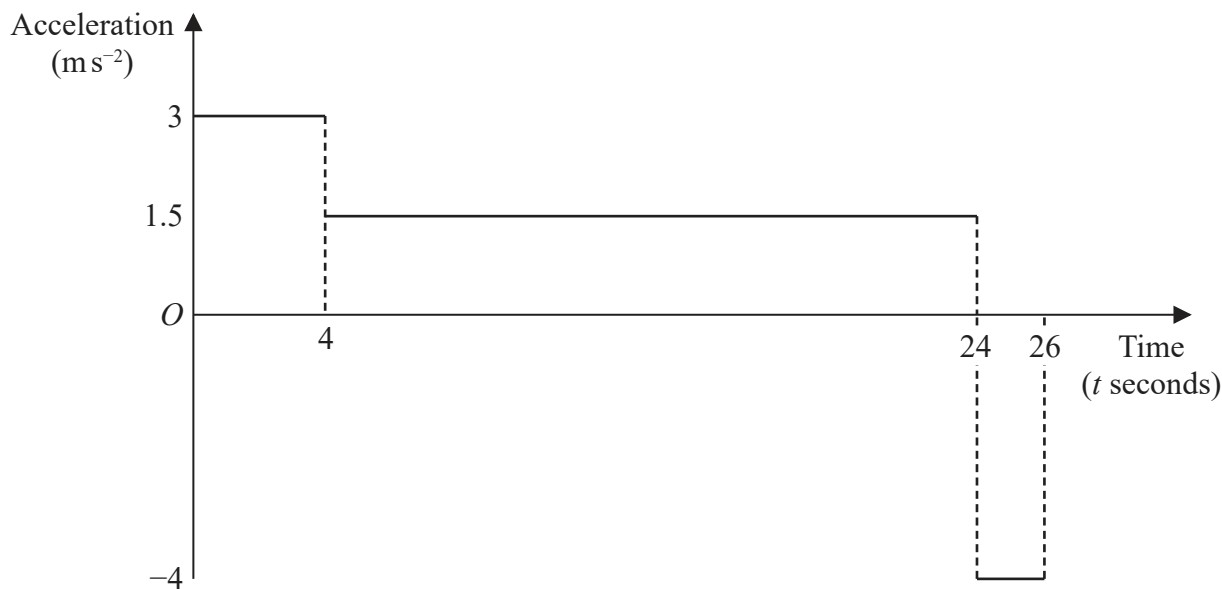


Figure 5

The acceleration-time graph shown in Figure 5 represents part of a journey made by a car along a straight horizontal road. The car accelerated from rest at time  $t = 0$

- (a) Find the distance travelled by the car during the first 4 s of its journey. (2)
- (b) Find the total distance travelled by the car during the first 26 s of its journey. (6)

---

---

---

---

---

---

---

---

---

---

---

---

---

---

---

---

---

---

---

---

---

---

---





Question 8 continued

---

---

---

---

---

---

---

---

---

---

---

---

---

---

---

---

---

---

---

---

---

---

---

---

---

---

---

---

---

---

DO NOT WRITE IN THIS AREA

DO NOT WRITE IN THIS AREA

DO NOT WRITE IN THIS AREA



